






Head Spa

FROM DESIGN TO TECHNOLOGY:
A JOURNEY INTO THE SALON OF THE FUTURE



Head Spa

In a world seeking authentic experiences, the salon evolves and transforms. It is no longer just a place of beauty, but an unexplored space where wellness breaks away from traditional standards to become pure emotion.



Introduction:
the Head Spa World

4

products

8

treatments

22

glossary

38

Technology and innovation: for a salon focused on the client experience

Dedicated attention to the Head Spa: a concept that is revolutionizing the hairdressing industry. Integrating an area dedicated to hair and scalp wellness not only enriches the salon's service offering, but also creates a luxurious and relaxing environment that fosters client loyalty and increases the perceived value of the service.



Shirobody + Dream Flow



An innovative approach to space design

The contemporary salon turns into a wellness oasis through the exclusive Head Spa ritual. Thanks to a strategic design approach, the washing area becomes the heart of a deeply immersive experience.

Carefully balanced lighting, thoughtfully selected materials, regenerating embrace of steam: clients are invited into a moment of complete escape where hair care and relaxation merge.

This sensory journey is not simply a treatment, but a premium experience that elevates the salon's positioning.

Shirobody + Shirodara

Igloo SHIRODARA



MRS KIM

DREAM FLOW



SHIROBODY

SHIRODARA



AYURVEDA



Igloo SHIRODARA



NEW ALMOND



**VAPOMIST
1 NEW**



BEAUTYFALL



MRS KIM: *multidimensional*

Mrs Kim is designed to redefine the concept of comfort and wellbeing. A fully reclining wash unit that represents the ideal solution to fully express all Head Spa treatments. Every detail is designed to encourage holistic experiences, allowing body and mind to reconnect.





SHIROBODY, *the multifunctional bed*

Shirobody is a multifunctional bed designed to meet the needs of both hairdressers and beauty professionals.

Engineered to elevate the wellness experience through an innovative blend of massage and therapeutic treatments, this versatile bed offers not only water-based hair rituals but also supports traditional Ayurvedic oil therapy - enhancing relaxation and revitalisation in a single, integrated experience.



A wash unit to meet all your needs

New Almond combines extraordinary design with comfort. The different parts of the wash unit move in sync, guiding the client into a fully reclined position for a complete relaxation experience. Its innovative style conveys an atmosphere of elegance and wellbeing, adding value to the salon at an unbeatable price.



New Almond

Compatible with all wash units

At BeautyStar, the Igloo Shirodara is compatible with all wash units in the range. You can now combine steam and the Shirodara waterfall with any Beautystar wash unit.



Wash Unit + Igloo Shirodara



A universal waterfall

The Beautyfall is a system designed by BeautyStar that uses water recirculation to create a wellness ritual in the salon. The treatment involves the release of warm water onto the forehead, with intensity and timing fully controlled by the operator. Through its technology, it enhances the Head Spa service while reducing water consumption. Infrared technology helps stimulate microcirculation, promoting deep relaxation for the client.

BeautyFall

SPA GARÇON


We are pleased to introduce the new Spa Garçon. This device combines advanced technologies to deliver tangible and long-lasting results, meeting the needs of those who seek excellence in hair and scalp health and well-being. Specifically, the device integrates several technologies, such as:

- **Deep Scalp Cleansing** - Aqua Peel
- **Galvanic Current** - Galvanic Y/T
- **Photobiostimulation + Galvanic Current** - Bionic Brush
- **Thermal Massage** - Heating Massage
- **Micro-nebulization of specific products** - Hydro Spray.


The use of these technologies, combined with targeted treatments, provides the following results:

- Purifies and strengthens, improving the overall health of the hair and scalp.
- Stimulates microcirculation and promotes better cellular oxygenation.
- Facilitates natural skin regeneration and balance.
- Enhances skin permeability, improving the absorption of active treatment ingredients.

Thanks to the development of multiple treatment protocols, created through Maletti's expertise and in collaboration with professional hairdressers, each session becomes a true ritual of renewal and well-being.



AQUA PEEL



GALVANIC Y/T



HEATING MASSAGE




BIONIC BRUSH



HYDRO SPRAY



MICRO BUBBLE SHAMPOO





ESSENCE *treatment*

1 hour and 30 min.

The Essence treatment is designed for those who want to nourish, hydrate, and purify the hair, focusing especially on the full length of the strands. This treatment is ideal for damaged or dehydrated hair, as it restores vitality and softness while respecting the hair's natural structure. Thanks to the steam and the Shirodara cascade, the Essence treatment provides an immediate sensation of well-being, leaving the hair visibly healthier, lighter, and more radiant.

STEAM + SHIRODARA

15 min.

Begin the Essence ritual with an in-depth scalp assessment and a personalized consultation. Using the trichocamera, analyze the scalp and hair to create a tailor-made treatment.

10 min.

Perform a shampoo to remove impurities and stimulate microcirculation. Gently massage the scalp and distribute the shampoo along the hair for a thorough cleanse.

5 min.

Rinse and repeat a second shampoo. Apply the most suitable mask to mid-lengths and ends, previously chosen during the diagnosis, and leave the treatment to act for the necessary time.

10 min.

To enhance every treatment, use the Vapomist. The mist of steam enriched with essential oils promotes scalp purification and deep penetration into the hair, improving the treatment's effectiveness and providing a pleasant sensation of relaxation, care, and well-being.

5 min.

Rinse the mask thoroughly while gently massaging the scalp and hair.

5 min.

Activate the Shirodhara cascade. The flowing water massages the third eye, stimulates energy flow, improves circulation, and reduces stress. This rinsing process regenerates the scalp and hair, purifying and balancing mind and body for complete well-being.

40 min.

To conclude this exclusive ritual, Essence performs the client's desired blow-dry and styling service.

STEAM + SHIRODARA

15 min.

Begin the Premium ritual with an in-depth scalp assessment and a personalized consultation. Using the trichocamera, analyze the scalp and hair to create a tailor-made treatment.

5 min.

Start the relaxation phase by applying an exfoliating or peeling treatment enriched with essential oils with soothing and anti-inflammatory properties to the scalp, stimulating microcirculation and providing a deep cleanse.

10 min.

To enhance each treatment, use the Vapomist. The mist of steam infused with essential oils promotes scalp purification and deep penetration into the hair, improving the effectiveness of the treatment and offering a pleasant sensation of relaxation, care, and well-being.

5 min.

Carefully rinse off the peeling previously applied to the scalp.

10 min.

Perform the shampoo to remove impurities and stimulate microcirculation. Gently massage the scalp and distribute the shampoo from roots to ends for a thorough cleanse.

10 min.

Rinse the first shampoo and repeat the application. Apply the most suitable mask to mid-lengths and ends, previously chosen during the diagnosis. Leave the treatment on for the necessary time while massaging the scalp and hair to facilitate product absorption.

5 min.

Rinse the mask thoroughly while gently massaging the scalp and hair.

10 min.

Activate the Shirodhara cascade. The flowing water massages the third eye, stimulates energy flow, improves circulation, and reduces stress. This rinse regenerates the scalp and hair, purifying and balancing mind and body for total well-being.

40 min.

To conclude this exclusive Premium ritual, perform the client's desired blow-dry and styling service.

PREMIUM treatment 1 hour and 50 min.

The Premium treatment is a complete ritual that cares for the hair from the scalp to the ends. It begins with a gentle scalp exfoliation that deeply purifies, stimulates microcirculation, and prepares the skin to receive active ingredients. Nutrient-rich masks are then applied along the hair to restore hydration, strength, and softness. It is the ideal treatment for those seeking a moment of relaxation and regeneration, thanks to the properties of water and steam, while respecting the natural balance of the hair and scalp.



SUPREME treatment 2 hours

The Supreme treatment is the most complete and profound ritual.

It is recommended for those who wish to experience total relaxation while achieving a deep cleanse and intensive nourishment throughout the hair. The protocol includes several phases: thorough scalp cleansing, specific treatments for the hair lengths, and relaxing massages. Supreme is the ideal choice for those seeking deep hair regeneration, restoring strength, shine, and beauty, with maximum attention to scalp well-being and the health of the hair fibers.

15 min.

Begin the Supreme ritual with an in-depth scalp assessment and a personalized consultation.

Using the trichocamera, analyze the scalp and hair to create a tailor-made treatment.

5 min.

Start the relaxation phase by applying an exfoliating or peeling treatment enriched with essential oils with soothing and anti-inflammatory properties to the scalp, stimulating microcirculation and providing a deep cleanse.

10 min.

Perform a relaxing massage to promote the absorption of the applied product, removing impurities and excess sebum while stimulating microcirculation.

10 min.

To enhance every treatment, use the Vapomist. The mist of steam enriched with essential oils promotes scalp purification and deeper product penetration into the hair, improving the effectiveness of the treatment and providing a pleasant sensation of relaxation, care, and well-being.

5 min.

Rinse thoroughly and carefully the peeling previously applied to the scalp.

10 min.

Perform the shampoo to remove impurities and stimulate microcirculation. Gently massage the scalp and distribute the shampoo from roots to ends for a deep cleanse. Rinse the first shampoo and repeat the application.

10 min.

Apply the most suitable mask to mid-lengths and ends, previously selected during the diagnosis. Leave the treatment on for the required time while massaging the scalp and hair to improve product absorption.

5 min.

Rinse the mask thoroughly while gently massaging the scalp and hair.

10 min.

Activate the Shirodhara cascade. The flowing water massages the third eye, stimulates energy flow, improves circulation, and reduces stress. This rinse regenerates the scalp and hair, purifying and balancing mind and body for total well-being.

40 min.

To conclude this exclusive Supreme ritual, provide the client's desired blow-dry and styling service.



DETOX treatment

1 ora e 20 min./ 1 ora e 35 min.

SUITABLE ALSO FOR TRAINEEST

HEATING MASSAGE

AQUA PEEL

VAPORE

MICRO BUBBLE SHAMPOO

SHIRODARA CASCADE

SPA GARÇON + STEAM + SHIRODARA

Welcome and consultation at the workstation 5 min.

Brief conversation with the client: ask about their needs, possible sensitivities, and desired hairstyle. Quickly perform a visual and tactile assessment of the scalp and hair fiber.

Application of scalp peeling 5 min.

Apply the exfoliating or restorative product, distributing it with the hands or a brush. Perform a relaxing scalp massage and ensure proper product absorption.

Use of Heating Massage 5 min.

Prepare the handpiece at the desired temperature (always check the temperature and the client's sensitivity). Perform slow, circular movements on the neck, shoulders, temples, and hairline above the ears, avoiding excessive pressure.

Focus on the neck and shoulders to release muscle tension and help the client fully relax.

Deep Scalp Cleansing 12 min.

Set the Aqua Peel handpiece according to the device instructions (suction intensity / solution flow). Perform systematic passes over the entire treatment area for deep scalp cleansing.

Application of soothing product 3 min

Apply the soothing product to the scalp and gently massage to distribute it evenly.

Client at the shampoo station + steam application 10 min.

Have the client sit comfortably at the shampoo station, adjusting the position and neck cushion properly. Apply steam for 10 minutes to enhance the action of the soothing product or mask and to soften the hair fiber.

Micro Bubble Shampoo + specific mask 10 min.

Rinse thoroughly and apply the shampoo previously prepared in the dispenser. Allow the active foam to work on the scalp. Emulsify and rinse. Repeat twice and rinse again. Apply the specific mask, distributing it evenly; comb if necessary and rinse thoroughly at the end. Optionally, use the Shirodhara cascade to promote client relaxation and well-being.

Return to workstation + blow-dry service 30-45 min.

Apply the most suitable styling product according to the desired result, then proceed with drying and styling.

Indicative time: about 30 minutes (short hairstyle), up to 45 minutes (complex hairstyle or very long hair).

SPA GARÇON + STEAM + SHIRODARA

Welcome and consultation at the workstation 10 min.

Brief conversation with the client: ask about their needs, possible sensitivities, and desired hairstyle. Perform a quick visual and tactile assessment of the scalp and hair fiber.

Application of scalp peeling 5 min.

Apply the exfoliating or restorative product, distributing it with the hands or a brush. Perform a relaxing scalp massage and ensure proper product absorption.

Use of Heating Massage 5 min.

Prepare the handpiece at the desired temperature (always check the temperature and the client's sensitivity). Perform slow, circular movements on the neck, shoulders, temples, and hairline above the ears, avoiding excessive pressure. Focus on the neck and shoulders to relax the muscles and enhance the client's sense of well-being.

Deep Scalp Cleansing 12 min.

Set the Aqua Peel handpiece according to the device instructions (suction intensity and solution flow). Perform systematic movements across the entire treatment area for a deep scalp cleansing.

Application of soothing product 3 min.

Apply the soothing product to the scalp and gently massage to distribute it evenly.

Client at the shampoo station + steam application 10 min.

Have the client sit comfortably at the shampoo station, adjusting the position and headrest correctly. Apply steam for 10 minutes to enhance the action of the soothing product or mask and to soften the hair fiber.

Micro Bubble Shampoo + specific mask 10 min.

Rinse thoroughly and apply the specific shampoo previously prepared in the dispenser (one part shampoo to four parts water). Perform a double wash with active foam, which activates the surfactants in advance, making the shampoo gentler and more effective without irritating the scalp. Rinse. Apply the specific mask, distributing it evenly and combing if necessary. After the exposure time, rinse thoroughly.

Shirodara Cascade 5 min.

Activate the Shirodhara cascade. It promotes scalp relaxation, deep release, and stimulation of microcirculation.

Hydro Spray Application 5 min.

Select the specific ampoule according to the scalp's needs (stimulating, soothing, balancing, etc.). Spray it using the Hydro Spray handpiece integrated into the device for more effective absorption.

Use of Bionic Brush 5 min.

Set the galvanic current handpiece and select the appropriate LED light:

- Red: stimulating and revitalizing,
- Blue: purifying and soothing,
- Violet: balancing and regenerating.

Perform the movements for 5 minutes.

Return to workstation + styling service 30-45 min.

Apply the most suitable styling product according to the desired result, then proceed with drying and styling. Estimated time: about 30 minutes for short hair, up to 45 minutes for complex styling or very long hair.

REPAIR treatment

1 hour and 40 min./ 1 hour and 55 min.

SUITABLE FOR SPECIALIZED OPERATORS

HEATING MASSAGE

AQUA PEEL

VAPORE

MICRO BUBBLE SHAMPOO

SHIRODARA CASCADE

HYDRO SPRAY

BIONIC BRUSH



SHINE treatment

1 hour e 45 min./ 2 hours.

SUITABLE FOR SALON OWNERS AND SPECIALIZED OPERATORS

HEATING MASSAGE
AQUA PEEL
STEAM
MICRO BUBBLE SHAMPOO
SHIRODARA CASCADE
HYDRO SPRAY
BIONIC BRUSH

Welcome and consultation with trichocamera 10 min.

Brief conversation with the client: ask about their needs, possible sensitivities, and desired hairstyle. Perform a detailed analysis of the scalp and hair fiber using the trichocamera for precise observation.

Application of scalp peeling 5 min.

Apply the exfoliating or restorative product, distributing it with the hands or a brush. Perform a relaxing scalp massage and ensure proper absorption of the product.

Use of Heating Massage 5 min.

Prepare the handpiece at the desired temperature (always check the temperature and the client's sensitivity). Perform slow, circular movements on the neck, shoulders, temples, and hairline above the ears, avoiding excessive pressure. Focus on the neck and shoulders to relax the muscles and enhance the client's sense of well-being.

Deep Scalp Cleansing 12 min.

Set the Aqua Peel handpiece according to the device instructions (suction intensity and solution flow). Perform systematic movements over the entire treatment area to achieve deep scalp cleansing.

Application of soothing product 3 min.

Apply the soothing product to the scalp according to the technical guidelines. Gently massage to distribute it evenly.

Galvanic Current Y/T 5 min.

Set the Galvanic Y/T device according to the manual. The increase in local blood flow and lymphatic drainage allows for better penetration of the active ingredients of the selected product. Perform systematic and controlled movements to stimulate microcirculation and prepare the scalp for the next phase.

SPA GARÇON + STEAM + SHIRODARA

Client at the shampoo station + steam application 10 min.

Have the client sit comfortably at the shampoo station, adjusting the position and headrest correctly. Apply steam for 10 minutes to enhance product action and soften the hair fiber.

Micro Bubble Shampoo + specific mask 10 min.

Rinse thoroughly and apply the specific shampoo previously prepared in the dispenser (one part shampoo to four parts water). Perform a double wash with active foam, which activates the surfactants in advance, making the shampoo gentler and more effective without irritating the scalp. Rinse. Apply the specific mask, distributing it evenly and combing if necessary. After the exposure time, rinse thoroughly.

Shirodara Cascade 5 min.

Activate the Shirodhara cascade. It promotes scalp relaxation, deep release, and stimulation of microcirculation.

Hydro Spray Application 5 min.

Select the specific ampoule according to the scalp's needs (stimulating, soothing, balancing, etc.). Spray using the Hydro Spray handpiece integrated into the device for more effective absorption.

Use of Bionic Brush 5 min.

Set the galvanic current handpiece and select the appropriate LED light:

- Red: stimulating and revitalizing,
- Blue: purifying and soothing,
- Violet: balancing and regenerating.

Perform the movements for 5 minutes.

Return to workstation + styling service 30-45 min.

Apply the most suitable styling product according to the desired result, then proceed with drying and styling. Estimated time: about 30 minutes for short hair, up to 45 minutes for complex styling or very long hair.



HARMONY EXPERIENCE treatment

1 hour and 10 min./ 1 hour and 25 min.

SUITABLE ALSO FOR TRAINEEST

HEATING MASSAGE

AQUA PEEL

MICRO BUBBLE SHAMPOO

Welcome and consultation at the workstation 5 min.

Brief conversation with the client: ask about their needs, possible sensitivities, and desired hairstyle. Perform a quick visual and tactile assessment of the scalp and hair fiber.

Application of scalp peeling 5 min.

Apply a restorative product or treatment, distributing it with the hands or a brush. Perform a relaxing scalp massage and ensure proper product absorption.

Use of Heating Massage 5 min.

Prepare the handpiece at the desired temperature (always check the temperature and the client's sensitivity). Perform slow, circular movements on the neck, shoulders, temples, and hairline above the ears, avoiding excessive pressure. Focus particularly on the neck and shoulders to relax the muscles and enhance the client's overall sense of well-being.

Deep Scalp Cleansing 15 min.

Set the Aqua Peel handpiece according to the device instructions (suction intensity and solution flow). Perform systematic movements across the entire treatment area.

Micro Bubble Shampoo + specific mask 10 min.

Rinse thoroughly, apply the specific shampoo, and repeat twice. Rinse again. Apply the corresponding mask, distributing it evenly; comb if necessary and rinse thoroughly at the end.

Return to workstation + styling service 30-45 min.

Apply the most suitable styling product according to the desired result, then proceed with drying and styling. Estimated time: about 30 minutes for short hair, up to 45 minutes for complex styling or very long hair.

SPA GARÇON

Welcome and consultation at the workstation 10 min.

Brief conversation with the client: ask about their needs, possible sensitivities, and desired hairstyle. Perform a quick visual and tactile assessment of the scalp and hair fiber.

Application of scalp peeling 5 min.

Apply a restorative product or treatment, distributing it with the hands or a brush. Perform a relaxing scalp massage and ensure proper product absorption.

Use of Heating Massage 5 min.

Prepare the handpiece at the desired temperature (always check the temperature and the client's sensitivity). Perform slow, circular movements on the neck, shoulders, temples, and hairline above the ears to promote relaxation and relieve muscle tension.

Deep Scalp Cleansing 15 min.

Set the Aqua Peel handpiece according to the device instructions (suction intensity and solution flow). Perform systematic movements over the entire treatment area.

Micro Bubble Shampoo 5 min.

Prepare the emulsion in the dispenser by mixing one part of the specific shampoo with four parts of water. The foam activates the surfactants beforehand, making the product gentler and more effective on the scalp without irritation. Activate the handpiece and apply the shampoo directly at the workstation (the dense emulsion allows optimal distribution even at the chair). Have the client recline at the shampoo station and rinse. Apply a second dose of shampoo and, without rinsing, proceed with the Galvanic Y/T handpiece.

Galvanic Current Y/T 5 min.

Set the Galvanic Y/T handpiece according to the technical instructions. It helps improve follicular trophism, treats seborrheic scalp conditions, provides a keratolytic effect, and enhances shampoo cleansing. Perform systematic and controlled movements to stimulate microcirculation and prepare the scalp for the next phase.

Rinsing and mask application

Apply the specific mask, distributing it evenly. Comb if necessary and rinse thoroughly at the end.

Hydro Spray Application 5 min.

Select the specific ampoule according to the scalp's needs (stimulating, soothing, balancing, etc.). Spray it using the Hydro Spray handpiece integrated into the device for more effective absorption.

Utilizzo Bionic Brush 5 min.

Set the galvanic current handpiece and select the appropriate LED light:

- Red: stimulating and revitalizing,
- Blue: purifying and soothing,
- Violet: balancing and regenerating.

Perform the movements for 5 minutes.

Return to workstation + styling service 30-45 min.

Apply the most suitable styling product according to the desired result, then proceed with drying and styling. Estimated time: about 30 minutes for short hair, up to 45 minutes for complex styling or very long hair.

SCALP REBIRTH treatment

1 ora e 25 min./ 1 ora e 40 min.

SUITABLE FOR SALON OWNERS AND SPECIALIZED OPERATORS

HEATING MASSAGE

AQUA PEEL

GALVANIC Y/T

MICRO BUBBLE SHAMPOO

HYDRO SPRAY

BIONIC BRUSH

SHIROBODY

Shirobody is designed for both hairdressers and beauty professionals, delivering maximum comfort and functionality while meeting the needs of every client.

- Hair washing and treatment:

Perfect for combining with Shirodara rituals, it delivers a sensation of total relaxation and regeneration. The waterfall purifies and revitalises the scalp, promoting healthier, shinier hair.

- Ayurvedic treatments:

This bed is ideal for complete wellness rituals, creating an atmosphere of deep tranquillity and full relaxation.

- Facial treatments:

The electrically adjustable backrest (up to 80°) ensures maximum precision and comfort during aesthetic treatments, for flawless results.

SHIRODARA

This innovative device has been designed to deliver a unique Shirodara experience, using an arched dispenser that releases a constant flow of warm water onto the client's forehead.

The arc is adjustable, allowing precise positioning for maximum comfort during treatment.

NEW ALMOND

New Almond combines extraordinary design with comfort. Seat, backrest and legrest move in perfect synchrony, guiding the client into a fully reclined position for a complete relaxation experience. Its innovative style conveys an atmosphere of elegance and wellbeing, adding value to the salon at an unbeatable price.

Available versions:

Relax (electric leglift)

Air Massage (electric leglift with air massage system)

DREAM FLOW

Dream Flow is an elegant arch design featuring a series of micro-perforations along its structure, through which water is diffused, enveloping the head and delivering a deep sense of relaxation and comfort.

Beyond cleansing the hair, the waterfall is designed to massage the scalp and stimulate the epidermis, supporting both physical and mental wellbeing.

This gentle flow does more than cleanse: it encourages deep relaxation and enhances the overall Head Spa experience

VAPOMIST 1 NEW

Vapomist 1 New operates exclusively with demineralised water, ensuring flawless performance through its integrated system that requires no hydraulic installation.

The innovative touch panel allows intuitive and complete control: users can set a 5 or 10 minute timer, and adjust steam intensity.

The removable distilled-water tank makes maintenance simple and practical. When combined with the Shirodara Igloo system, it creates a perfect synergy for complete and customised treatments.

BEAUTYFALL

The universal waterfall that can be installed on any wash unit.

Main features:

- Integrated infrared LED to boost treatment absorption and strengthen the scalp
- Remote control to adjust water flow intensity and treatment duration
- Built-in recirculator to save water (approx. 200 liters every 10 minutes, about €1.50 savings per treatment) and allows the use of specific vials

MRS KIM

Mrs Kim is the ideal solution to fully express all Head Spa treatments, from Shirodara to steam, where hair and scalp care become a true ritual.

The Wash Unit is defined by a compositional design, where elements interact with balance and elegance, resting on a metal base. The seat, distinguished by the stylized drop-shaped armrest, gives the chair a youthful and dynamic identity while preserving a refined aesthetic.

The wash unit can be configured in a single-color or two-tone version; the structure is available in two standard configurations, while still offering the possibility of customization. These options allow for endless combinations, making each wash unit unique and always ensuring the solution that best suits the client's needs and style.

SPA GARÇON

Spa Garçon is an exclusive and innovative multifunctional device designed by Maletti to revolutionise hair and scalp care. Combining the Italian tradition of wellbeing with Korean technological innovation, this system transforms the concept of Head Spa, elevating it to a level never seen before.

Unique in its category, Spa Garçon blends advanced technology and craftsmanship to deliver tangible, long-lasting results, meeting the needs of those seeking excellence in hair and scalp health and wellbeing.

It is designed to support hairdressers and salons in delivering personalised, effective and cutting-edge treatments, integrating professional expertise with next-generation technology.



Piazzale Guerrino Maletti, 1
42019 Scandiano (RE) | ITALY
www.beautystar.it